

Tamba City Waste Categories/ Collection Calendar

Sannan

Place at designated collection point **by 8:30 a.m. on designated day.**



Tamba Sasayama City Cleaning Centre
Public Use Day etc.

2025 April

Sun	Mon	Tue	Wed	Thu	Fri	Sat
		1	2	3	4	5
6	7	8	9	10	11	12
13	14	15	16	17	18	19
20	21 収集なし	22	23	24	25	26
27	28	29	30 収集なし			

May

Sun	Mon	Tue	Wed	Thu	Fri	Sat
				1	2	3
4	5 収集なし	6	7	8	9	10
11	12	13	14	15	16	17
18	19 収集なし	20	21	22	23	24
25	26	27	28	29	30	31

June

Sun	Mon	Tue	Wed	Thu	Fri	Sat
1	2	3	4	5	6	7
8	9	10	11	12	13	14
15	16 収集なし	17	18	19	20	21
22	23	24	25	26	27	28
29	30 収集なし					

July

Sun	Mon	Tue	Wed	Thu	Fri	Sat
		1	2	3	4	5
6	7	8	9	10	11	12
13	14	15	16	17	18	19
20	21	22	23	24	25	26
27	28	29	30 収集なし	31		

... Oversized waste collection (advance application required by end of May)
See the oversized waste collection section for details.

August

Sun	Mon	Tue	Wed	Thu	Fri	Sat
					1	2
3	4	5	6	7	8	9
10	11	12	13	14	15	16
17	18 収集なし	19	20	21	22	23
24	25	26	27	28	29	30

September

Sun	Mon	Tue	Wed	Thu	Fri	Sat
	1	2	3	4	5	6
7	8	9	10	11	12	13
14	15 収集なし	16	17	18	19	20
21	22	23	24	25	26	27
28	29 収集なし	30				

Burnable waste
 Plastic waste
 Paper containers and packaging
 PET bottles
 Cans
 Bottles
 Metals
 Glass/Ceramics
 Paper cartons, fluorescent lights, batteries
 Newspapers/ magazines, scrap paper/ cardboard/ used clothing (Collected only at registered locations)

Tamba City Waste Categories/ Collection Calendar

Sannan

Place at designated collection point **by 8:30 a.m. on designated day.**



Tamba Sasayama City Cleaning Centre Public
Use Day etc.

2025 October

Sun	Mon	Tue	Wed	Thu	Fri	Sat
			1 陶	2 プラ	3 燃	4
5	6 抛	7 燃	8 ペット	9 プラ	10 燃	11
12	13 開 缶 び	14 燃	15 金	16 プラ	17 燃	18
19	20 収集 なし	21 燃	22 紙	23 プラ	24 燃	25
26	27 缶 び	28 燃	29 収集 なし	30 プラ	31 燃	

December

Sun	Mon	Tue	Wed	Thu	Fri	Sat
	1 抛	2 燃	3 陶	4 プラ	5 燃	6
7	8 缶 び	9 燃	10 ペット	11 プラ	12 燃	13
14	15 収集 なし	16 燃	17 金	18 プラ	19 燃	20
21	22 缶 び	23 燃	24 紙	25 プラ	26 燃	27
28	29 開 収集 なし	30 収集 なし	31 収集 なし			

February

Sun	Mon	Tue	Wed	Thu	Fri	Sat
1	2 抛	3 燃	4 陶	5 プラ	6 燃	7
8	9 缶 び	10 燃	11 ペット	12 プラ	13 燃	14
15	16 収集 なし	17 燃	18 金	19 プラ	20 燃	21
22	23 開 缶 び	24 燃	25 紙	26 プラ	27 燃	28

- No waste collections from May 3rd to 5th and December 30th to January 3rd, regardless of the day of the week.
- Ensure name is written clearly on designated bags, commercially available transparent bags, and containers.
- Collection times may vary due to route changes, amounts of waste for collection, and road conditions etc.

November

Sun	Mon	Tue	Wed	Thu	Fri	Sat
						1
2	3 紙パ 缶 電	4 燃	5 陶	6 プラ	7 燃	8
9	10 缶 び	11 燃	12 ペット	13 プラ	14 燃	15
16	17 収集 なし	18 燃	19 金	20 プラ	21 燃	22
23	24 開 缶 び	25 燃	26 紙	27 プラ	28 燃	29
30						

2026 January

Sun	Mon	Tue	Wed	Thu	Fri	Sat
				1 収集 なし	2 収集 なし	3
4	5 紙パ 缶 電	6 燃	7 陶	8 プラ	9 燃	10
11	12 開 缶 び	13 燃	14 ペット	15 プラ	16 燃	17
18	19 収集 なし	20 燃	21 金	22 プラ	23 燃	24
25	26 粗 缶 び	27 燃	28 紙	29 プラ	30 燃	31

粗... Oversized waste collection (advance application required
by end of December)
Review the section on oversized waste collection for details.





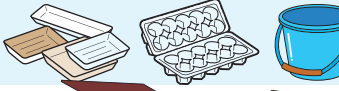


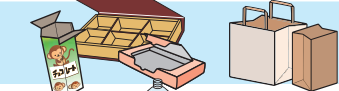












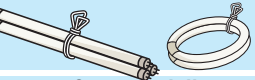














March

Sun	Mon	Tue	Wed	Thu	Fri	Sat
1	2 紙パ 缶 電	3 燃	4 陶	5 プラ	6 燃	7
8	9 缶 び	10 燃	11 ペット	12 プラ	13 燃	14
15	16 収集 なし	17 燃	18 金	19 プラ	20 開 燃	21
22	23 缶 び	24 燃	25 紙	26 プラ	27 燃	28
29	30 収集 なし	31 燃				

Enquiries

Tamba City Clean Centre
Tel: 0795-78-9999

Waste Categories List

Disposal location	Waste categories	Eligible for disposal	How to dispose
Waste station	 Burnable waste		 Designated waste bags
	 Plastic waste		 Designated waste bags
	 Paper containers and packaging		 Commercially available translucent bags
	 PET bottles		Commercially available translucent bags and residential (shared) containers 
	 Cans		
	 Bottles		
	 Metals		
	 Glass/Ceramics		Tie using rope 
	 Paper cartons		
	 Fluorescent lights		Commercially available translucent bags 
	 Batteries		
Collection base	Newspapers		Tie using rope 
	 Magazines, Scrap paper		
	Cardboard		
	Used clothing		Commercially available translucent bags 

Bringing waste directly to waste facility

Do not put out large items or large amounts of waste that cannot fit into bags at the waste collection base. Bring them directly to the facility below.

[Waste Categories]

Burnable, plastic, plastic bottles, cans/bottles, metals, newspapers, magazines/scrap paper, cardboard, used clothing

[Facility] Tamba Sasayama City Cleaning Centre

[Address] 168-2 Oyamashita, Tamba Sasayama City
TEL: 079-596-0844

[Opening hours] 9:00-11:45 13:00-16:00

[Dates] See calendar

[Fee] 100 JPY per 10 kg

[Waste Categories]

Glass/Ceramics, paper cartons, fluorescent lamps/batteries, paper containers and packaging, debris

[Facility] Tamba City Clean Centre

[Address] 540 Nokono, Kasuga-cho, Tamba City
TEL: 0795-78-9999

[Opening hours] 9:00-11:45 13:00-16:00

[Dates] 2nd Sunday of every month, December 29th

[Fee] 100 JPY per 10 kg

Refer to the waste sorting app for details on how to sort waste etc.

- You can check the garbage calendar immediately.
- Look up waste categories when you are unsure.
- Use the notification function to remind you to take out your trash.



Android users



iOS users




Did you know?

Separation of plastic products commenced in April 2024.

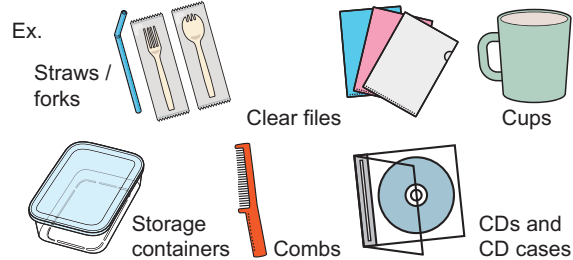
New plastic separation rules

Plastic products previously included in burnable garbage are now collected separately.
Plastic products can be disposed in the same bags as conventional plastic containers and packaging.

Plastic containers and packaging with symbol (no change)



Plastic products from April 2024




Dispose together.



Plastic waste

(plastic containers and packaging/plastic products)

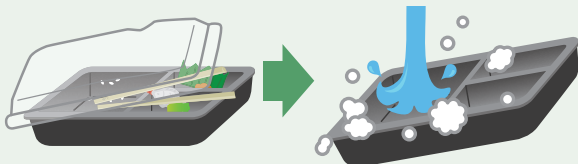
Plastic waste: Plastic containers and packaging marked with the  symbol, and items made of 100% or mostly plastic materials.

Main items: candy wrappers, food trays, styrofoam, PET bottle caps, straws, plastic folders, storage containers, combs, CDs and CD cases, plastic clothes pegs and hair clips, etc.

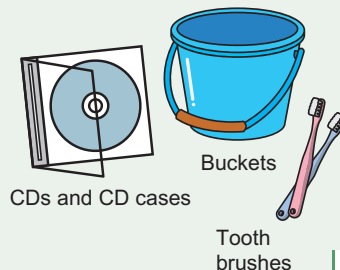
Every Thursday

Preparing

- Lightly rinse dirty plastic before disposing of it.



- Put out all products made of plastic together.



- Bottles with the PET bottle mark should be put out on the regular PET bottle collection day.



Please Note

- ★Do not double bag items etc. making the contents not visible.




Double bag

Disposable Container/ Bag



Do not mix the following items.

◆Flammable items



Lighters, lithium-ion batteries, small home appliances (heated cigarettes, electric toothbrushes, portable fans, mobile batteries, etc.)

◆Items that pose a risk of injury



Items with a blade such as cutters, scissors, razors, knives, etc.

◆Items that may cause infection



Intravenous equipment for home medical care, syringes, etc.

◆Items with single length of 50cm or more



*Rope and sheet material may be disposed if cut to a length of less than 50cm.

◆Items that may damage recycling equipment

(Items with a thickness of 5mm or more and items made of multiple materials such as fibres and synthetic rubber)



Chopping boards, knee-high boots, slippers, etc. that are 5mm or thicker.



Burnable waste

Every **Tuesday** and **Friday**

Common items: food waste, fallen leaves, paper diapers, disposable hand warmers, shoes, bags.

Preparing

- Close bag firmly before disposal.



- Ensure each bag of waste is less than 10kg.

If the bag is too heavy, it may tear during collection.



- Do not mix items from different waste categories.



Please Note

- ★ When disposing liquids such as cooking oil, soak them in newspaper or use a coagulant before disposing.



- ★ Drain liquid from food waste thoroughly.



Did you know?

Since food waste is about 80% water, simply wringing it tightly can help reduce the amount of waste.

Disposable Container/ Bag



Paper containers and packaging

4th **Wednesday** of the month

Paper containers and packaging with the 紙 mark

Common items: tissue boxes, wrapping paper, yoghurt containers, snack packaging etc.

Preparing

- 紙 Check if the waste item has a paper container packaging mark.



- Remove anything that is not paper containers or packaging.



Plastic trays, etc. should be disposed of as plastic garbage.

Please

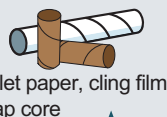
Cup noodles and coffee cups with the paper container and packaging mark 紙 are also made of paper. Please dispose of them with other burnable items.

Lightly rinse before disposing



Cup noodle container

- Please dispose of items that do not have the paper container and packaging mark separately.



Toilet paper, cling film wrap core



Dispose as scrap paper

After collection

Things with aluminium inside, such as alcohol carton packs

Used as solid fuel

Boxes of sweets, etc.

Substitutes for cardboard, paperboard, livestock bedding, etc.



PET bottles

2nd **Wednesday** of the month

Containers with the PET mark

Common items: Containers for carbonated drinks, coffee, condiments, etc.

Preparing

- ① Check which category the waste belongs to using the mark on each item



Check this mark



- ② Remove the lid and label



- ③ Rinse with water



- ④ Crush slightly



Please Note

- ★ If there is no PET bottle mark, dispose of the item according to its correct category.

- ★ Ensure there is nothing remaining in the container.



Tip

After removing the lid or inner cap of a soy sauce bottle, the inner ring can be left attached.

Disposable Container/ Bag





Cans

2nd

4th

Monday

of the month

Common items: canned goods, empty juice and alcohol cans, spray cans, sweets cans

Preparing

- Beverages, canned goods, food cans (aluminium, steel cans), etc.



- Oil and paint cans should be disposed of as metal items.



- Empty all contents and rinse with water.



Please Note

- ★Do not dispose with cigarette butts etc. inside.



Please

Spray cans may explode during compression if gas remains. Ensure to empty the contents before disposing.



Disposable Container/ Bag



Bottles

2nd

4th

Monday

of the month

Common items: juice, coffee, seaweed, jam bottles, large (1.8l) bottles, cosmetic bottles

Preparing

- Remove any lids



- Empty the contents and rinse with water



- Items made of heat-resistant glass such as baby bottles should be disposed of as glass /ceramics.



Please Note

- ★If bottles are broken, dispose of them in a separate small transparent bag.



Tip

Beverage and seasoning bottles



- ①Stopper and label do not have to be removed if difficult.

- ②There is no need to separate bottles by colour.

Disposable Container/ Bag



Metals

3rd

Wednesday

of the month

Common items: frying pans, knives, small home appliances such as computers, rice cookers, toasters, nails, screws, umbrella ribs, spoons, forks, aluminum pots for instant udon noodles, LED light bulbs

Preparing

- Remove any non-metal part that can be removed.

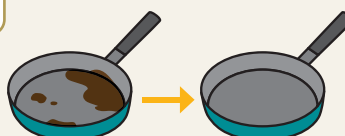


Take batteries out

Dry cell batteries to be disposed of as batteries



- Rinse or remove dirt



- Cloth part of an umbrella should be disposed of as burnable waste, vinyl should be disposed of as plastic waste, and umbrella skeletons should be disposed of as metal.



Please Note

- ★Wrap blades in newspaper, etc.



- ★Please put small nails, needles, etc. into a separate small transparent bag.



Please

Even if toys and other items appear to be made of plastic, items that run on batteries or electricity should be disposed of as metal.

Disposable Container/ Bag





Glass/Ceramics

1st Wednesday of the month

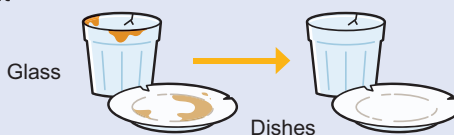
Common items: glass, mirrors, small light bulbs, baby bottles, rice bowls, cups, etc.

Preparing

- Place broken and small items in separate small transparent bags.



- Rinse or wipe away dirt.

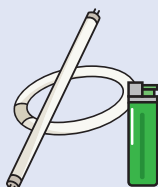


- Remove anything that is not glassware and ceramics that can be removed.



Please Note

- ★Dispose of fluorescent light bulbs as fluorescent lights and disposable lighters as batteries.



Please

When disposing of broken glassware and ceramics, please dispose across several bags rather than putting a large amount into one bag.

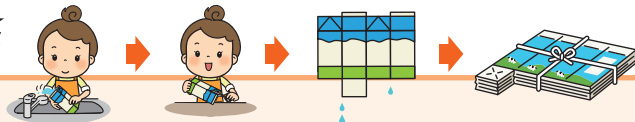
Disposable Container/Bag



Paper cartons

1st Monday of odd numbered months


Common items: items with the paper carton mark



Preparing

Rinse lightly with water, cut and flatten, dry and tie with string before disposing.

Please Note

Items with the paper containers and packaging mark  should be disposed of as paper containers and packaging, not with paper cartons.




Fluorescent lights

1st Monday of odd numbered months

Common items: straight tubular bulb, circular bulb, and ball-shaped fluorescent light bulbs

Preparing

- Tie with string to prevent breaking. If broken, dispose in a small transparent bag.
- LED light bulbs should be disposed of as metal.



Batteries

1st Monday of odd numbered months

Common items: dry cell batteries, small rechargeable batteries, disposable lighters, button batteries, mobile batteries

Preparing

- Dispose of each item in a small bag per each type of item.



Batteries



Lighters



Mobile batteries

Contact dealer for car battery collections.

Please Note

Do not disassemble dry cell batteries, mobile batteries, lighters, etc. Put them in a bag as is for disposal.



Dispose of disposable lighters only after using up all the gas.



- Write your name on a commercially available transparent bag for disposal.



Newspapers, magazines, scrap paper, cardboard, used clothing

1st

Monday

of even-numbered months

Preparing

•For newspapers, magazines/ waste paper, and cardboard

•For used clothing



Tie into a cross using string




Write your name on a commercially available transparent bag when putting out for collection.

What qualifies as scrap paper?

Copy paper, flyers, books, memo paper, etc.

What qualifies as cardboard?

Cardboard boxes with the cardboard mark , etc.

Please Note

Clothing, blankets, and 100% cotton sheets (used cloth and fabric) are reusable items so wash thoroughly before disposing of them.



Items that can be disposed as burnable waste

Paper cups, thermal paper (receipts), carbonless paper, laminated postcards, work clothes, uniforms, carpets, etc.



Workwear

Oversized waste collection



Twice a year: June, January

Collection will take place on days marked with a  mark on the waste category/collection calendar.

It will be collected at the base located in the neighbourhood where you live. If your neighbourhood does not have a base, or if you live in a neighbourhood that does not have oversized waste collections, you cannot apply.

Apply by telephone to the number on the right.

The city will send fee payment slips and oversized garbage stickers.

Pay fees at financial institutions, etc.

Put the oversized waste sticker on applicable items when putting them out for collection.

Estimated fee

Total size of 3 sides (L,W,H) exceeds 3m = (Large) 600 JPY

Total size of 3 sides (L,W,H) less than 3m = (Small) 300 JPY

**However, some item sizes may be determined according to category.*

Ex) Bicycle 26 inches or more...(Large), Less than 26 inches...(Small)

Apply to

Tamba City Clean Centre (Address) 540 Nokono, Kasuga-cho, Tamba City

TEL: 0795-78-9999

Important

- ① Applications may be declined due to size or weight, and some items are also not eligible for collection.
- ② Only general households are eligible to apply for collection, with each household eligible to apply for up to 5 items at a time.
- ③ If oversized waste is not put out on the collection day applied for, no refunds will be given.

Items not eligible for collection

Items over 1.5m in length (50cm for bamboo) and items such as wood that are over 10cm thick cannot be collected.

Items		Remarks
Debris from demolition by contractors	Concrete, bricks, roofing tiles, blocks	Waste generated from demolition by contractors is industrial waste.
Products subject to the Home Appliance Recycling Law	TV, air conditioner (including outdoor unit), refrigerator, freezer, washing machine, clothes dryer	Consult your dealer or the Hyogo Prefecture Electrical Equipment Commercial Association. URL: https://hyogo-zds.or.jp/shop/index.html
Items not eligible for collection	Car tires and parts, agricultural machinery, agricultural waste such as mulch, fireproof safes, soil, stones, sand, pianos, medicines, skis, snowboards, slate, fire extinguishers, industrial waste	Consult with your retailer or dealer. For industrial waste, please contact the Tamba Prefectural Citizens Bureau Environment Division (TEL: 0795-73-3774) or the Hyogo Prefectural Industrial Resource Circulation Association (Sanpai) (TEL: 078-381-7464).